













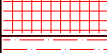

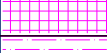
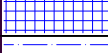




















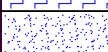













SMALTIMENTO

SUPERFICIE	MATERIALE	SMALTIMENTO						
Tetto a falde	Tegole-Lamiere-Vetro							
Tetto piano	Calcestruzzo-Ghiala-Terra							
Circolazione (piazze, strade)	Asfalto-Calcestruzzo-Dadi sigillati							
	Sagomati							
	Sagomati drenanti-Grigliati-Ghialeto							
Piscine/Stagni	Acqua							
Verde	Giardino-Prato-Bosco							
Osservazioni:  Sfondo da indicare nelle aree in cui viene messa in atto la ritenzione, oltre al tratteggio indicante smaltimento e tipologia di superficie.		Immissione nel collettore pubblico acque luride	Immissione nel collettore pubblico acque chiare/meteoriche	Immissione nel collettore pubblico acque miste	Immissione diretta nel ricettore naturale	Dispersione superficiale	Infiltrazione profonda	Smaltimento non definibile